

# City Kids Ministry Tool Kit #2

*Spiritual Transformation for City Kids*

- Objectives: The teacher will:
1. Become familiar with tools that can be used with city kids to aid in spiritual transformation through the guidance of the Holy Spirit.
  2. Develop an awareness of their role as one who can influence spiritual transformation in city kids.
  3. Use the tools and methods presented in this class with the kids they teach.



### Introduction: (2 min)

John Blake, *Child Evangelism Fellowship Director* in Durham, North Carolina tells the following story. “Tyquan and Lamar were in an argument supposedly over what Lamar said to Tyquan’s sister. According to police Lamar ended the vocal exchange by shooting Tyquan—dead.

The mayor says kids like this need more mentors. The church says they need more religion. My broken record’s stuck in a groove—“They need mammas and daddies . . . they need mamas and daddies.”

This story is true and gives us an understanding of how John feels about city kids. These children, as well as *all* children, *do need* mammas and daddies. However in today’s world many children do not have biblical parental influence that is needed for their spiritual transformation so what can we do about this problem?

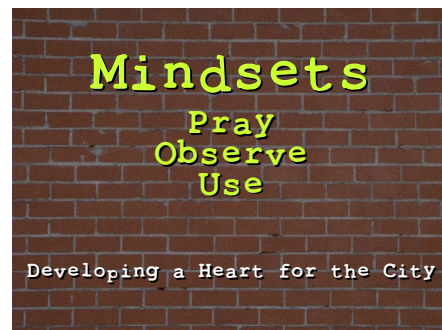
### Link:

Even though you’re not the child’s mamma or daddy (*do not even try to replace their parents*) God can use *you* to empower city kids to be spiritually transformed! Before this spiritual transformation takes place in the life of city kids, transformation must start in *your* life—in *your* mind.

### What’s Your Mindset? (8 min) *Section will be covered - Developing a Heart for the City*

Check your motives—you either have a mindset of collaborating *with* or *against* God’s plan for city kids.

- **Pray** and ask God for the **mind** of Christ.
- **Observe** from the Gospels Jesus’ **heart** for others as he interacted and ministered in the cities. Also observe



and listen to the words of leaders with vast experience in the city.

*Looking at Jesus' ministry and listening to urban leaders will burden your heart even more.*

- **Use** some of the ideas that will be shared in this *City Kids Ministry Tool Kit* to teach kids how to discover God's plan for them.

*These tools will assist you in using your **will** to get actively involved in the spiritual transformation process.*

Check your values—whatever you value will motivate you to continue laboring for Christ.

- Whatever compels or motivates you as a city worker will sustain you.

The following motives are good but will not sustain the city worker for the long haul:

“There's a need here in the city and no one else seems to care.”

“Working in the city satisfies my need for self-worth.”

“Life's circumstances have put me in the city and I know that city kids need Jesus.”

- Your values for working in the city must be based upon the Word of God.

James 1:27 *“Religion that God our Father accepts as pure and faultless is this: to look after orphans and widows in their distress and to keep oneself from being polluted by the world.”*

James 2:1 *“My brothers, as believers in our glorious Lord Jesus Christ, don't show favoritism.”*

- It's time for a city ministry value check up:
  - *Do I value people in the city?* Urban centers are places where needs and resources meet.
  - *Do I value leadership development?* Because of urban flight the city has a need for good, strong neighborhood leadership.
  - *Do I value empowerment?* Those in the city need people who will trust, invest in and unite with those of differing experiences for the good of the ministry.
  - *Do I value the vulnerable?* Urban centers are made up of huge populations of those at risk. Validate the human dignity that is due people in all circumstances.
  - *Do I value reconciliation?* First reconciliation must happen between God and man. Secondly, man must reconcile with his fellow man.

- *Do I value risk?* Impacting those in the city involve stepping beyond traditions and cultural perspectives. Risk means willingness to step out in faith and to try a new approach.

**Link:** Now that you've done a check-up on your mind we're going to look at the first and most basic tool in *City Kids Ministry Tool Kit*. This tool is where the process of transforming the total child begins.



## **Mind—Heart—Will: The Gospel Covers it All! (10 min)**

The *Gospel tool* should be the most used and respected of all the tools in our *City Kids' Ministry Tool Kit*.

### **How the Gospel affects the total child**

- Hearing the message affects the child's **mind** as he begins to understand what Christ did for him.
- The Holy Spirit convicts and touches each child's **heart** in regard to his sinful condition.
- The child's **will** is affected as he chooses to believe in and put his trust in Jesus as his only way for salvation.

### **Cautions in regards to using Gospel tools with city kids**

- Be careful of overusing a particular tool and hindering its effectiveness. Use a variety of Gospel tools.
- Often kids who readily respond to the Gospel message have no biblical foundation so they need the truths of the Gospel reiterated to help in building this foundation.

### **Effective Gospel tools**

- The *Gospel Flipper-Flapper* (from *CEF Press*<sup>®</sup>)
- The EvangeCube<sup>™</sup>
- The EvangeCard<sup>™</sup> fold-up tool (Manufactured by E3 Resources, Franklin, TN 37064, 888-354-9411, [www.e3resources.org](http://www.e3resources.org))
- The "7 Most Important Things in the World" (or called 7MIT)

### **7 Most Important Things in the World (7MIT)**

1. God loves me. (John 3:16)
2. Jesus never sinned. (2 Cor. 5:21)
3. I have sinned. (Rom. 3:23)
4. Jesus died for me. (1 Cor. 15:3)
5. Now Jesus lives! (1 Cor. 15:4)
6. I asked Him in my heart. (John 1:12)
7. I can live for Him. (2 Cor. 5:15)

*Teach these seven statements and verses to the children of all ages. Give progressive instruction in each class drilling the statements with the children often (similar to learning a mini-catechism). Encourage your workers to review the statements with the children and expect every child to master them.*

A visual of the 7MIT for your teachers can be found in the student notes.

Also see [www.gospeltokids.org](http://www.gospeltokids.org), downloads page for 7MIT song, music, video, and visuals

**Illustration:** John Blake and his workers are the creators of the 7MIT. John says, “As city kids respond to the Gospel, during counseling I hear them answer questions based on biblical understanding through the 7MIT. When asked, *Why is Jesus the only way to Heaven?* they answer, ‘Numbers 2, 4 and 5, *Jesus never sinned, Jesus died for me and Now Jesus lives!*’” [Taken from *Evangelizing Today’s Child Magazine* Jan/Feb 2005 p. 21]

### Using Gospel tools

- Instruct the children in how to use a Gospel tool. Help them develop and practice their presentation.
- Outcomes for using Gospel tools with city kids:
  - Prevents multiethnic barriers to the Gospel
  - Builds a spiritual foundation of the Gospel
  - Develops a strong grip on God’s Word
  - Empowers a desire to tell others the Gospel



Once children receive Jesus as Savior transformation in spiritual growth begins. Christian children are transformed in their mind, their heart and their will. It is the Holy Spirit who works in this transformation process.

**Note:** Even though we’re looking at these “tools” in our *City Kids Ministry Tool Kit* as individual parts (mind, heart, will) they all work together and need to be balanced.

**Link:** Even though the *Gospel Tool* affects the total child—mind, heart and will—let’s look at some tools that primarily affect the child’s mind.

### Mind—Get City Kids Thinking

For lasting change to take place children need to think about and understand what God expects of them now that they are His new and transformed children ([Rom. 12:1](#), [2 Cor. 5:17](#)). City kids need their minds renewed.

**Note:** Without this understanding Christian children will continue to do what they think is best or what they’ve always done up until this point in their life.

- Base all teaching and reasons for change on the Word of God.
- Use the total teaching hour to get the children to think.

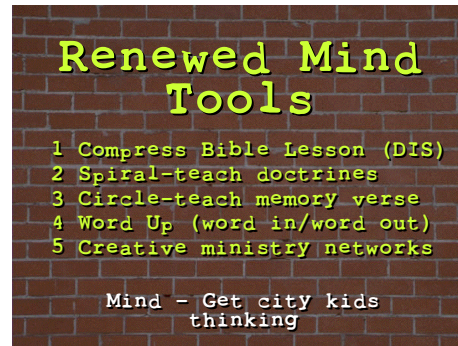
The *renewed mind tool* is the next tool in our *City Kids Ministry Tool Kit*.

#### **Renewed Mind Tool 1: Shorten or compress your Bible lesson.**

Build a series of mini-lessons that reinforce a truth over a period of weeks, directing kids to live for Christ. Have the kids respond every week by joining hands and kneeling in prayer, crying out to God for His help.

*Short but memorable lessons challenge kids to seek God on behalf of their neighborhoods plagued with drugs, violence and hatred.*

*Use creative ministries: drama, mime, art, puppets, and clowning: Ervin 'd Clown (Kevin Ross)*



**Renewed Mind Tool 2: Present the doctrines of God, man and Christ in all teaching segments.**

- Teach an attribute of God each week. Choose an attribute that corresponds with the lesson or main teaching and emphasize this attribute throughout the class hour.
- Give special emphasis to the main teaching and salvation throughout the class hour—lesson, songs, games—rather than in one segment. *You'll find that the kids retain more of what you teach when you emphasize this teaching throughout the hour.*
- Have an "I know that I know I know" time in class each week where you teach a specific doctrine. Refer to this doctrine in various teaching times throughout the class hour.

Resources for teaching children about doctrine from CEF® Press:

*The One-Year Wonder Devotional Book 1*

*Christian's Belief Object Lessons*

*I Believe Song*

*Music: Holy Hip-Hop (CEF Christian Hip Hop CD from CEF Press)*

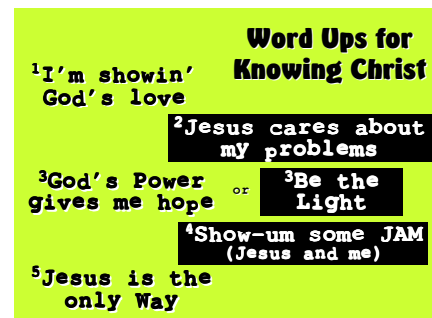
**Renewed Mind Tool 3: Repeat the memory verse often.**

- At various *planned* times during the class hour have a helper or worker run through the group waving a flag or shaking a *clapper*. This will let the children know it's time to stand and repeat the memory verse in unison.
- Repeat the verse in the lesson or at other teaching times. *This reinforces the meaning of the verse and aids the children in memorization.*

**Renewed Mind Tool 4: "Word Up— Word In— Word Out"**

Plan a catch phrase (the *focus statement*) that is the aim of what you want the children to *know, feel and do*. Some examples of a focus statement are *God answers prayer, Come close, stay close!* or *Trust God no matter what happens*. A different *word* is used before stating this focus statement as the children proceed through the *knowing, feeling and doing* process.

- **Word Up**—Say "Word Up!" at the beginning of the teaching hour when introducing the focus statement and explaining its meaning. When the children hear



“Word Up!” they repeat the focus statement with you. Tell the children that this is something God wants them to *know*.

- **Word In**—Say “Word In!” whenever using Scripture, such as during the memory verse or Bible lesson application. When the children hear “Word In” they repeat the focus statement with you. Tell the children that God’s Word will speak to them causing them to *feel* a desire to obey God. Scripture affects the child’s *heart*.
- **Word Out**—Say “Word Out” during the lesson challenge and before leaving class. When the children hear “Word Out” they repeat the focus statement with you. Challenge the children to obey (*do*) the phrase during the week because this shows they belong to God and love Him. **During class when children understand, ‘they get it’, encourage them to say, “Word” also when they agree with what is being taught.**

**Link:** This “Word Up— Word In— Word Out” idea is a tool that actually affects the total child—their mind, heart and will. Now let’s look at some tools in our *City Kids Ministry Tool Kit* that specially touch the heart.

### **Heart—Enable City Kids to Seek God (8 min)**

To be effective in working with city kids put *your* whole **heart** into your ministry.

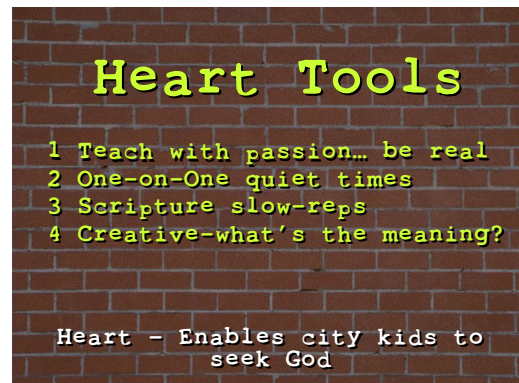
For city kids to seek and desire God, *their* heart needs to be filled first with God then with love from you. They need to know (and see) that Christ lives *in you* and His love shines forth *from you!*

**Illustration:** One Sunday on their way home from church, a little girl turned to her mother and said, “Mommy, the preacher’s sermon this morning confused me.” The mother said, “Oh? Why is that?” The little girl replied, “Well, he said that God is bigger than we are. Is that true?” The mother replied, “Yes, that’s true honey.” The little girl went on to say, “And he also said that God lives in us? Is that true, Mommy?” Again the mother replied, “Yes.” “Well,” said the little girl, “if God is bigger than us and He lives in us, wouldn’t He show through?”

[—James S. Hewett, ed., *Illustrations Unlimited* p. 303]

When the city kids understand how the teaching relates to them personally, their heart will be touched in a way that connects the mind with their will (the knowing with the doing.) The Word of God is the connecting factor, which touches each child’s heart.

The Bible is the *heart tool* in our *City Kids Ministry Tool Kit*.



**Heart Tool 1: Teach with passion and be real.**

- During the teaching time, share what the Lord has been teaching you through His Word. *This shows the children you are real and that the Lord is still working in you, transforming your life.*
- Share some of your struggles as well as victories with the children at appropriate teaching times during the class hour. *Don't hesitate to give the children some prayer requests that you have so they can pray for you.*

**Heart Tool 2: Conduct classroom one-on-one quiet times**

Use the *60-Day Wonder Devotional Book* from CEF Press®. Read aloud or divide the class into small groups and have a leader read aloud and discuss the scripture.

**Heart Tool 3: Repeat Scripture slowly**

Building upon the concept of *Mind Tool 3* have the children repeat the memory verse or other scripture verse several times aloud until you and the kids discover what God wants them to know.

**Heart Tool 4: What does it mean?**

Read Scripture or Bible stories, then allow the children to draw, sing or act out what this verse means and what God wants them to do. Follow the activity with a discussion time.

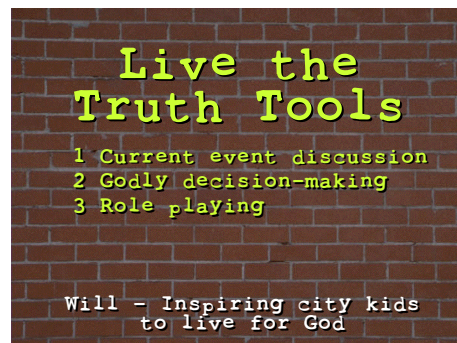
**Link:** When children *know* facts about God's Word and their *heart* is touched in regards to how the facts relate to them personally then it's time to challenge the children to *do* something as a result.

**Will—Inspire City Kids to Live for God (6 min)**

City kids who attend your class regularly *know* the facts from God's Word and may even *feel* burdened to change, however they find it hard to *live* by God's Word. They need *truth tools* from our *City Kids Ministry Tool Kit* to help them make biblical decisions about life and apply the truth. This tool is simply using the Bible to apply truth to real-life issues city kids' face.

**Live the Truth Tool 1: Current Events Discussion**

Start a discussion about a current event or issue that the city kids are presently facing. Use current events from their neighborhood, city or even from around the world. Start the discussion and listen for how the children react. Be prepared to share Scripture to answer or shed light on the event.





### **Live the Truth Tool 2: Making God-Honoring Decisions**

Divide the class into small groups and encourage each group to make a list of the answers to the following two questions:

1. Why it's hard to make good decisions?
2. What helps most in making good decisions to live for God?

Allow the children to make their lists then discuss them. The discussion can take place with a leader in small groups or with the entire class depending on size.

### **Live the Truth Tool 3: Role Play**

Present an issue that requires decision making and have the kids role play the issue and their decision. After the role play lead the kids in discussing the possible choices and the reason for choosing God's choice. Be prepared to back the decision and choice with Scripture.

Always end any *Live the Truth Tool* activity by challenging the children to put into practice the biblical truth that was discovered. Challenge the children to share with you in future classes *when* and *how* they applied what they have learned.

### **Conclusion (1 min)**

What about *you*? How are you going to use these tools from our *City Kids Ministry Tool Kit*? Will you start by checking your motives and taking a city ministry value check-up? Then will you put into practice some of the tools that have been suggested? Let's face it, most of the city kids you teach do not have godly mammas and daddies who will influence and aid them in the spiritual transformation process. Will you be their spiritual mamma or daddy? God *can* use you if you let Him!

